

NEWSLETTER

Flushing C of E Primary School



WEEK COMMENCING: 28th February 2025

It was so lovely to see everyone back in school this week after the February break. The children have come back full of enthusiasm and there has been some excellent learning going on. I have seen some fantastic writing from lots of children this week.




In worship today, we launched our next value competition which is to design a logo for our Hope value.

We enjoyed the story of Daniel in the Lion's Den and Giraffes Can't Dance which both showed how hope helped in challenging times. We also shared the images below for inspiration. I look forward to seeing some more amazing entries from the children.

Don't forget World Book Day next Thursday. The children are already planning their outfits and we are busy planning some fun book-based activities for the day.

Wishing you all a sunshine filled and happy weekend,

Best Wishes,
Mrs Power



Thursday 6th March

Next Thursday is World Book Day and here at Flushing we are asking the children and staff to dress up as a character from their favourite book.

The children can come into school dressed in their costume not school uniform on that day.

Time to put your thinking caps on.....




REMINDER

Reminder that Dolphins are going to the Maritime Museum and the Art Gallery on Wednesday 5th March. They will need to be dropped off at the Maritime Museum at 9.50 **not** the school and will need collecting from the Art Gallery at 3p.m.



"Nourishing to flourish in our world."

Reminder change to menu for Wednesday and Thursday



Next Wednesday is ST Pirans day so we will be having a change to the menu, instead of Roast it will be pasty. Unfortunately I cannot change it on Parent pay. So if you want your child to have a meat pasty, choose the roast meat option, cheese pasty choose the Quorn option. The other options will only be jacket potatoes.

On Thursday we will be having our normal roast.



Parents Evening

On the 10th and 11th March we will be holding our parents meetings. Please call into the office to book an appointment. The appointments are 10 minutes long.

Due to Miss Mitchell (Starfish) being off sick her meetings will be held later in the term.



Pancake Party

PANCAKE

PARTY!

**MONDAY
3RD MARCH 1.
00-4:30PM**

**ALL SAINTS CHURCH
MYLOR BRIDGE**



**-PANCAKE ACTIVITIES INCLUDE-
-MAKING-DECORATING-EATING-PLAYINGCRAFTS-
ACTIVITIES**

**DAIRYFREE/ GLUTEN FREE ALTERNATIVES
AVAILABLE**

"Nourishing to flourish in our world."

Learn with Anna
1-1 Lessons for all ages and stages available

SWIM



Wild Splash Swim School

Dive into tailored swim lessons for all ages and stages!

1-1 Lessons for everyone • SEN Specialist • Small Group & Water Confidence classes at Scorrier • Adult Confidence & Improvement Sessions (1-1) • Endless Pool with current flow, perfect for distance swimmers & technique focus

STA Accredited • First Aid Qualified • DBS Certified • Insured Premises • Full Changing Facilities • Car Parking Available

WILD SPLASH SWIM SCHOOL

Contact Us:
hello@wildsplashswimschool.co.uk
+44 7825 285028

Endless Pool
Scorrier Workshops
TR16 5AU





EASTER CREATIVE CROSS COMPETITION

For this year's **Easter competition**, we're inviting you to use your creativity skills to produce a piece of art or sculpture using the cross as your inspiration. We've purposely left this year's competition more open ended to allow your creative talents to flow! Seeing entries over recent years and competitions, we're excited to see what you can produce!

Entries can be either 2-dimensional pieces of art or 3-dimensional designs.

Here are some ideas that might help get your ideas started...

Use your **photography skills** to take photos of crosses you see



Use your **digital art skills** to design a cross using computer design software



Use your **knitting, sewing or yarn skills**



Fill the inside of a cross shape with images of things you're **thankful** for, or that represent you or your school or community?




Use a **Creation Care focus** and recycled materials to create a cross



Create a **stained glass window design** in the shape of a cross with tissue paper



Fill a cross shape with words or phrases written creatively (feelings, places, people, words from the Bible)



"Nourishing to flourish in our world."