




FLUSHING SCHOOL
NEWSLETTER
26th June 2026



Dear Families,

We have had lots of fun out and about this week. Starfish had lots of creative fun at the beach yesterday and Seals had a wet but busy day at Trevaskis Farm. Our Year 6 children enjoyed their transition days at Penryn College and Falmouth School making new friends and getting to know their new teachers.



Back in school, we had our first moving up day on Monday where we also met our new EYFS children who will be joining us in September. They had a lovely time with their new classmates playing and enjoying games. It was lovely to see our Y2-Y5 children getting to know their new classes and teachers too. We will be holding another moving up day on Monday to help the children with their transition into their new classes.

I also wanted to let you know that Aspire trust is continuing their due diligence process and we hope to hear from them early in the Autumn Term as to their decision on Flushing joining their trust.

With warmest wishes for a restful weekend,

Mrs Power



Flushing Summer Show 2026

The village Summer Show is back this Summer. Each child is creating a piece of artwork in school to enter in the show on Sunday 16th August.

Please pop along to the Village Club to see the entries.

If you are green-fingered, a talented baker or a secret knitter, there are lots of classes to enter. Schedules are available from the village shop.

The Seal Class had a lovely trip to Trevaskis Farm. They enjoyed learning about different types fruits and vegetables and how they grow. They explored the growing gardens, picked their own fruit, and visited the farm animals and farm shop.



The children from Starfish class went to the beach yesterday to take part in a scavenger hunt.












School Improvements

We have had a very busy term with work being undertaken around the exterior of the school. Much of this is now complete. You may have noticed the newly painted exterior and windows, new doors and, although you can't see it, our new roof across the back of the school means that we are no longer being greeted with a flooded back corridor after the rain.

During the summer holiday the final phase of work renewing the playground surface will take place. The children are very excited about this!

In the small playground we have been developing learning areas for our youngest children. Here are some photos:

<p>CONSTRUCTION</p>  A photograph of a construction area. Several bright yellow safety vests are hanging on a wooden structure. There are various tools and materials scattered around, including a yellow bucket, a pink bucket, and a wooden crate.	<p>DEN</p>  A photograph of a wooden den. It has a canopy made of wooden planks and is decorated with a string of colorful triangular flags. The interior is furnished with a small table and chairs.	<p>LOOSE PARTS</p>  A photograph of a wooden structure, possibly a playhouse or a storage area. A blue toy car is parked in front of it. The structure is made of wood and has a dark door.
<p>WATER AREA</p>  A photograph of a water table. It is a wooden structure with a pump and a hose. There are some plants and a small table next to it.	<p>NATURE KITCHEN</p>  A photograph of a nature kitchen. It features a wooden table and chairs. The table is set with various items, including a pink bowl and some containers. The background is a wall with colorful polka dots.	<p>WILDLIFE AREA</p>  A photograph of a wildlife area. It has a wooden table and chairs. There are several potted plants and a small table with a colorful flower cutout.
<p>SEATING</p>  A photograph of a wooden seating area. It consists of a table and two benches made of wooden planks. There are some papers on the table.	<p>GARDEN</p>  A photograph of a garden area. It shows a raised bed with plants, a blue gate, and a brick wall. There are also some plants in pots.	<p>WALL RUN</p>  A photograph of a wall run area. It features a wooden structure with a ramp and a large wheel. The structure is made of wood and is set against a brick wall.

Dates for Diary

6th July—Year 6 children at induction Penryn College

8th July—Reading Challenge assembly

10th July—Last swimming Session

14th July—Colour Run

15th July—Reserved date for (Colour Run)

16th July—Dress Rehearsal for school play

17th July—School Play— 2p.m. and 6p.m.

20th July—Prize Giving 2p.m.—village club

21st July—Leavers Assembly 2p.m.—at the church

21st July—Last day of term



Wow what a busy few weeks.

School restarts 3rd September 2026

INSET DATES FOR NEXT YEAR

2nd November, 4th January, 28th May, 22nd and 23rd July 2027

School Sale at Regatta Week

We are delighted to have been asked by the Regatta committee to have a selling table at the village market on Tuesday 29th July at at 5 p.m. Miss Freeman and Mrs Collins have kindly offered to man the stall and would like to sell homemade children's trinkets. We will make a few bits and bobs to sell in school but if your child enjoys crafting and is able to make a few things to sell we would be delighted to have them. We would welcome anything homemade e.g. painted shells/pebbles, clay/salt dough decorations, jewellery, friendship bracelets, bookmarks etc. You can drop things off at school before the end of term or take them direct to the school's table on the day.